

Code	Hardwares	Qty	Illustration	Use
A	Long beam	2		
B-1	Table leg	2		4 table legs are to be connected to the table top.
B-2	Table leg	2		
C	Side beam	4		
D	Middle beam	1		
E	Self-Tapping screw [ M6x0.63" (1.6cm) ]	52		
F	Drywall screws [ #4x3/4" (1.9cm) ]	12		

## Notes:

- Fully tighten all screws with screwdriver. (Screwdriver is not included).
- Safety glasses must be worn during assembly. (Glasses are not included)
- Recommend 2 people on assembly



Please carefully read instructions, recommendations, and warnings before assembly

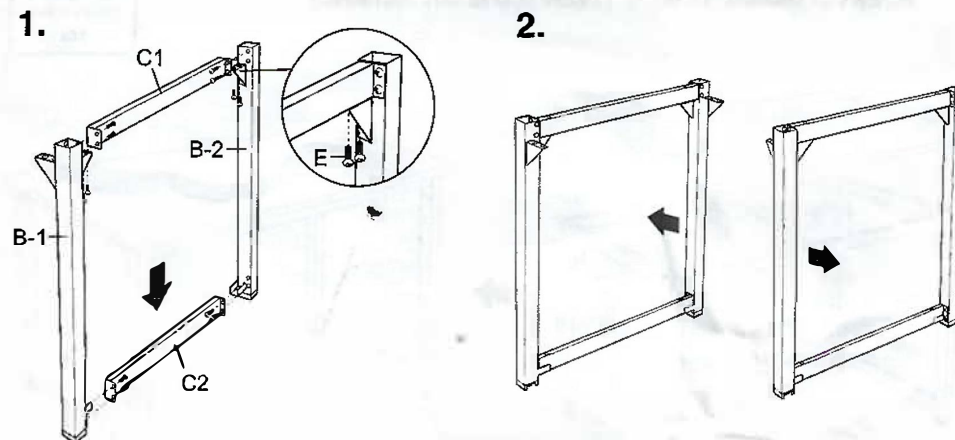
## PACKAGE INSTRUCTIONS

### Step 1: Packaging

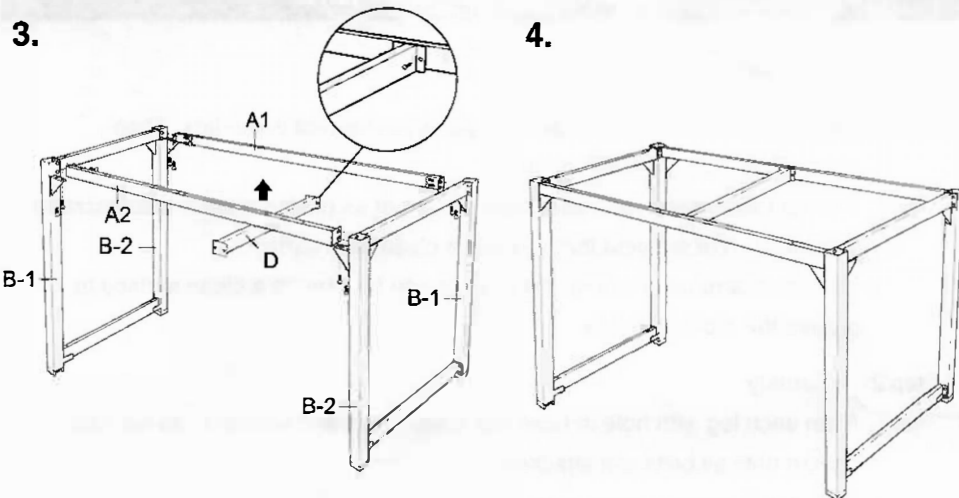
- Please check that all hardware and parts are located in the box. Then, remove the hardware and parts.
- It is not recommended to assemble on carpet as hidden objects could scratch the surface. We suggest that you use a clean floor surface.
- The cardboard used to ship the product can be used as a clean surface to protect the table and floor.

### Step 2: Assembly

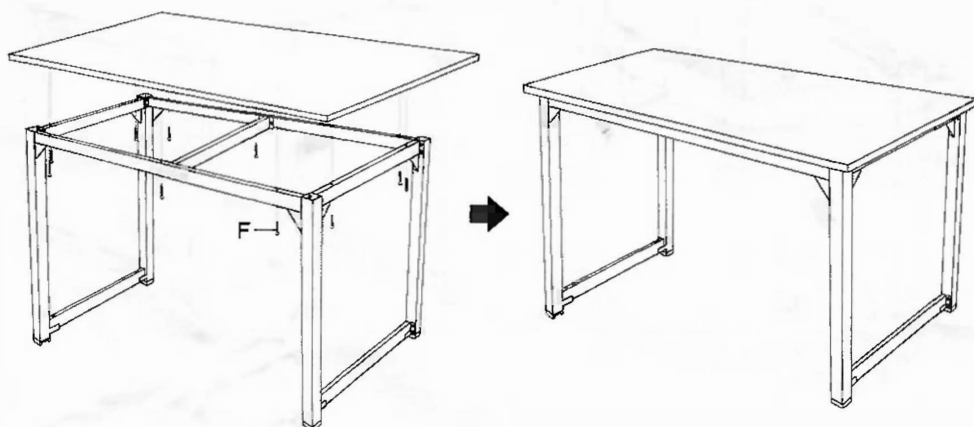

- Align each leg with hole in table top. Insert bolts and washers; do not fully tighten until all bolts are attached.
- Continue the same process on all legs.
- Fully tighten all bolts with wrench.



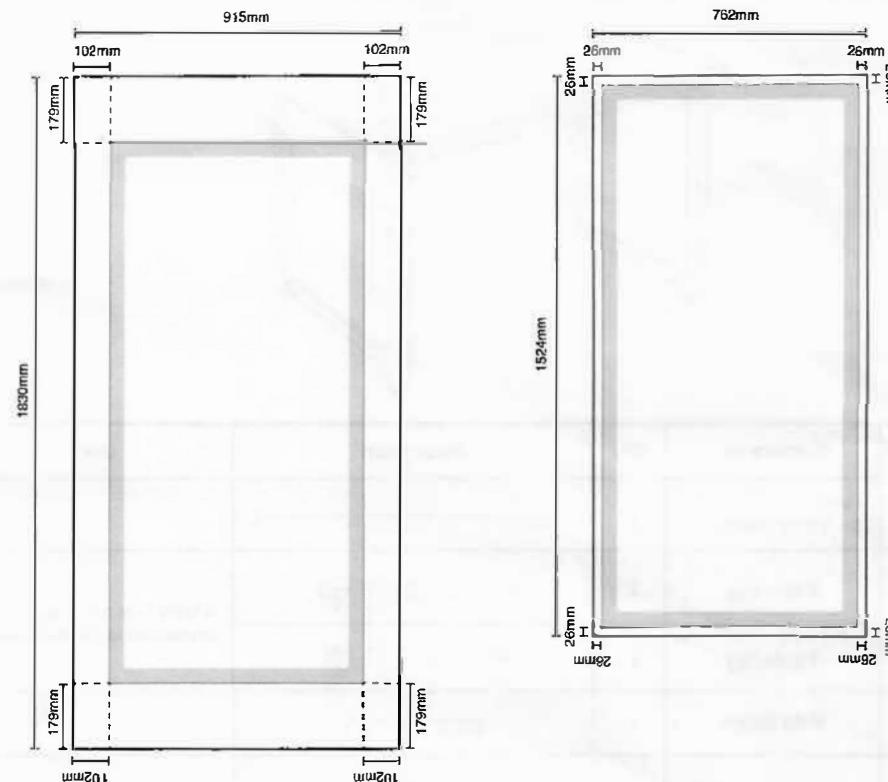
Please carefully read instructions, recommendations,  
and warnings before assembly



5. Recommend a table top thicker than 1-1/4" (3.2cm) and drywall screws in M4x3/4" (1.9cm). (Table top is not included)



Please carefully read instructions, recommendations,  
and warnings before assembly



## Recommendations:

- Periodically check that bolts are tightened. -When cleaning use a damp microfiber cloth.
- Do not clean with harsh cleaners or polishers. - Do not place in direct sunlight as product may fade or patina over time. Do not write directly on furniture without a pad or blotter.
- This product is for indoor use only.
- This product is for household use and is not intended for commercial use.

## Warning!

**Serious injury can occur if not properly used**

- Do not sit on table.
- Do not allow children to climb on table.
- This is not a TV stand and it is not recommended to place a TV on this table.